

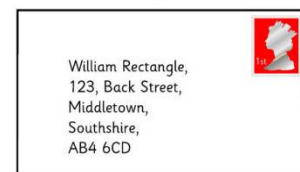
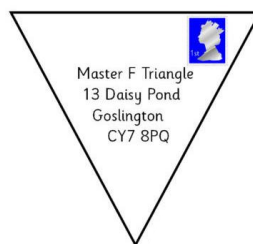
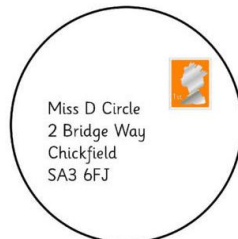
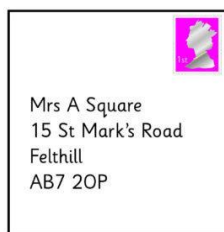
## Literacy Development

- With your child, read the story 'The Jolly Postman'. If you have a copy of the story at home then great, if not, don't worry, you can watch it on YouTube [https://www.youtube.com/watch?v=gpeo\\_OyoD0k](https://www.youtube.com/watch?v=gpeo_OyoD0k)<https://stories.audible.com/start-listen>
- Talk about the role that a Postman or Postwoman does - during this challenging time they are very important key workers! They are working hard to make sure everyone gets their letters and parcels delivered.
- Have a go at making your own letter box using some junk modelling (an old shoebox or cereal box painted red). Encourage your child to have a go at writing letters - mark making - and then posting them in their very own letterbox!
- Can your child make a 'Thank you postal workers' poster for your window?



## Mathematical Development

- Have a go at creating some letters that are different 2D shapes...



- Support your child in talking about and recognising the different shapes, using their correct name - square, circle, triangle and rectangle. Ask them questions such as; "How many sides does the square have?" "Which shape is round?"
- Watch 'The Shapes Song' on YouTube [https://www.youtube.com/watch?v=pfRul\\_S-Vnjs](https://www.youtube.com/watch?v=pfRul_S-Vnjs)  
We sing this in Nursery so the children should be familiar with it.
- Go on a shape hunt in your house - What shapes can you find?