





Famous World Landmarks



Task 1:

Can you match these famous landmarks to the images below?

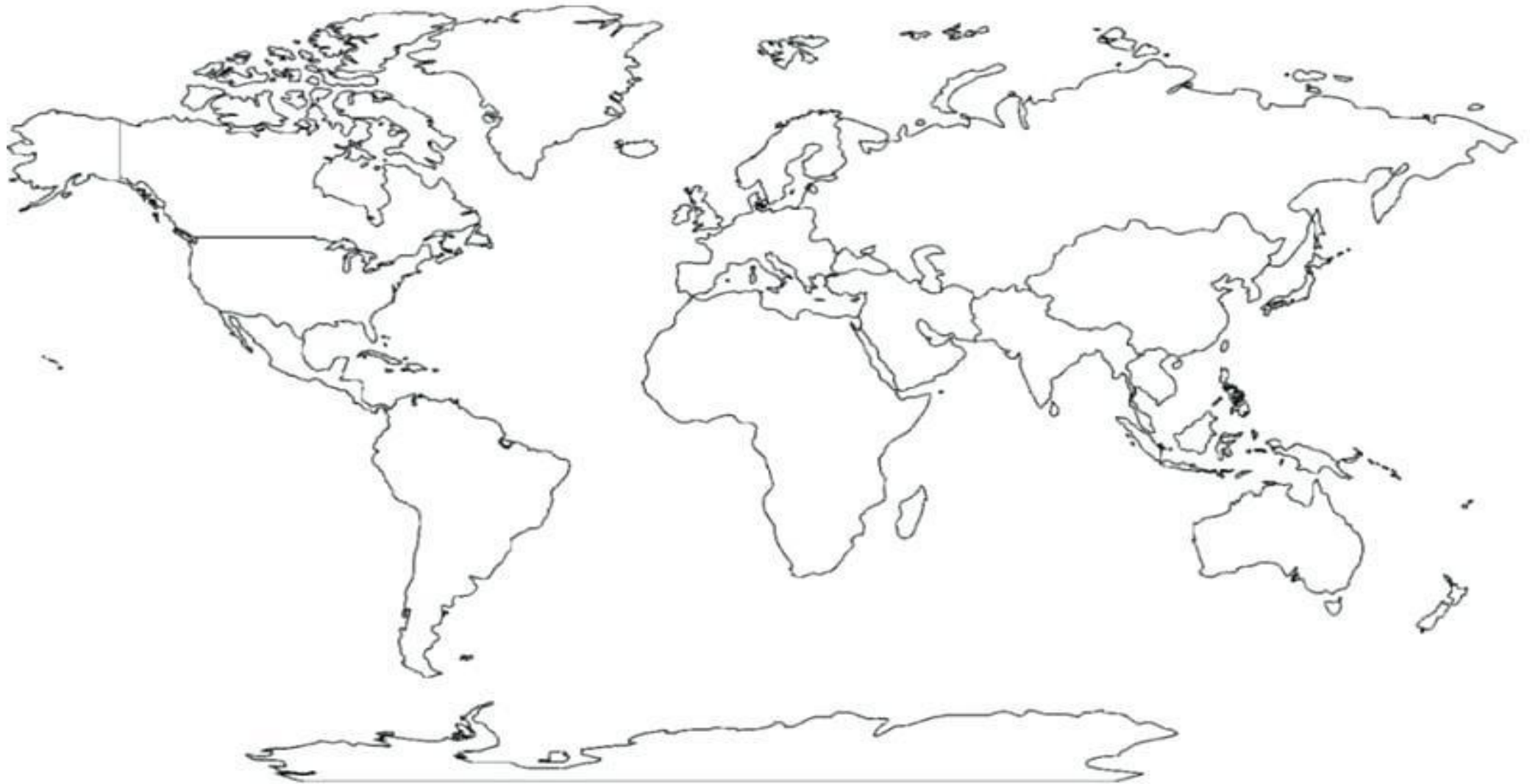
Petra, Colosseum, Eiffel Tower, Statue of Liberty, Sydney Opera House, Great Wall of China, Taj Mahal, Liver Building,

Once you have been able to name each landmark, research where in the world they are and what year they were made.

	Name:	Location:	Date made:
			
			
			
			
			



Task 2 - Using the blank world map below, label each of the landmarks you have researched to the correct location.



Task 3: Creating a timeline

Using your research from Task 1, create a timeline of the date of when each famous landmark was created.

Remember to think about the start and end date of your timeline - how many intervals will you need and increasing by how many years each time?

Task 4- Landmark Fact file

Using one of the landmarks above, a local Liverpool landmark, or one that you find particularly interesting, create a fact file. In your fact file, remember to include the name of the landmark, where in the world it is, when it was create, who decided to create it, why it was created and any extra interesting information that you find.

Task 5 - Building a bridge

Now is your turn to be an engineer! Your task is to create a paper bridge that can support the weight of coins. Watch the videos below for inspiration of how you might want to design your paper bridge.

How many coins can your bridge hold? Why not test you bridge with different objects around your house?

<https://www.youtube.com/watch?v=qFZGmHbjLSM>

<https://www.youtube.com/watch?v=duATMDkMHhc>

Don't forget to tweet your amazing work to our school and class Twitter pages!

Year 3: @mrjonesy3

Year 4: @mrssadiqy4

Year 5: @mrstinchcomby5

Year 6: @misscusacky6